

# 心吟

## For Gu Qin, Pipa, Percussion & drummer/actor

Dedicated to Tung Chao Ming, Lin Hui Kuan, Wang XiaoYin & Zhang YiSheng

CHONG Kee Yong (\*1971)

**Lighting:** Start with completely dark!!

**Tempo rubato** ♩=c.40

**Platform 1(L)** (Holding the wind class by Left hand and rubbing with right hand's finger)

**Crystal wine glass** (fill with red wine) continue circular rubbing the edge of the glass with finger

**Pipa** (Wine glass) (Approx. ptich) *pp* continue irregularly dynamic fluctuations.

*Sit on the floor (in mediation mood!)*

(Voice)[Humming in octave free: fade in] S.V. C.V. (M.V) S.V.

*mp pp mp pp*

after hear the Tibetan singing bowl then gradually

**L: only GuQin position (dim light!)**

**Platform 3 (R)**

**Crystal wine glass** (fill with red wine) continue circular rubbing the edge of the glass with finger

**Percussion** (Approx. ptich) *pp* continue irregularly dynamic fluctuations.

*Sit on the floor (in mediation mood!)*

(Voice)[Humming in octave free: fade in] S.V. C.V. (M.V)

*mp pp mp*

**Platform 2 (M)**

*Sit on the floor (in mediation mood!)*

**Gu Qin (amplify)** arco (Bowed) (down bow) (up bow) (Bow pressure noise) (bounce bow on string) Ric. Bowing ad lib. gliss. improvise freely! \*

enter softly *ppp* very even!!! *molto mf sfz pp* sempre

**Delay** continue irregularly dynamic fluctuations.

(Voice) [Humming in octave free: fade in] S.V.

**Upper corridor**

**Walking slowly & freely (no noise at all!)**

Holding the bowl (L-H) & Rubbing (R-H)

continue freely & meditation-like

**Tibetan singing bowl** \*

Rubbing the edge - ㄣ

**Drummer/Actor** (Approx. ptich) *mp*

Continue to play this repeated box in improv.-style!

\* Please this passage as free as possible and walking around the corridor!

\*\* Improve with the harmonics gliss. and bow on the different positions.

C

*Improvisation 1*

琵琶平躺

rub strings slowly!(fingernail)

strike the sounding board!

improvise as freely as possible, but try to dialogue with GuQin!

Pipa

Perc.

G.Q

D/A

彈奏“高山流水”片斷

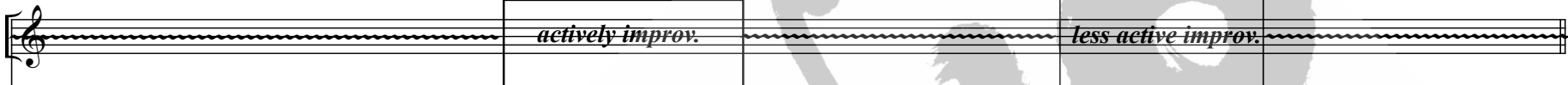
ONLY rubbing the edge of tibetan sing bowl!


Stop singing!


L: Only have full light of Gu Qin position!

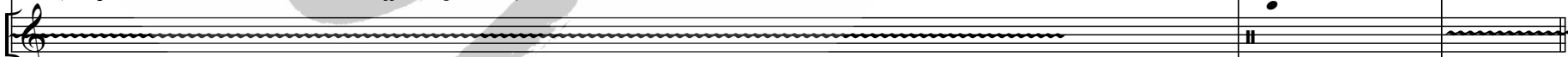
L: fade to dim light of GuQin position!

**F****Improvisation 4**Reach to platform 2 and very close to GuQin postion  
and make extremely active improvisation!Start slowly walk to Platform 3 (R)  
and sit at wine glass position!

Pipa 

Perc. 

G.Q. 

D/A 

While playing go to turn on the 3 pre-set machanical metronome  
(Tempos in 60/90/110 and located in 3 different positions)

Start the surround audio track  
(Bamboo forest & wind blowing!)

Carry the bamboo wind chimes (improv.) walk down  
the stair to platform 2 (M), sit closely to Gu Qin player!